



SILKKA

bringing the future home

Super-insulated aluminium windows and doors



Everything in the SILKA range will future-proof your home, making your home lighter, brighter and more energy efficient. Whether it's our Windows or the stunning Lift & Slide Door, the ethos of SILKA is to make it a design statement - practical for everyday living.

There is a complete range of products within the SILKA range. If you are renovating or building new, everything is designed to go together for your home. Choose SILKA products to create your future home...

[Lift & Slide Doors](#) | [Bifold Doors](#) | [Windows](#) | [Rooflights](#) | [Entrance Doors](#)

SILKA
bringing the future home



Super-insulated aluminium windows and doors

Our range



Lift & Slide Doors | Page 6



Bifold Doors | Page 8



Windows | Page 10



Rooflights | Page 12



Entrance Doors | Page 14

Lift & Slide Doors

Maximise your glass for the best design statement

Ask any architect and they will tell you that to make the best design statement, you need to go big on glass. The SILKA Lift & Slide Door offers sizes that go up to 2.7m, from floor to ceiling in most homes. They also offer extra wide panes to maximise the glass so you bring in the most natural light – and, of course, you get the best views!

Choosing SILKA Lift & Slide Doors also means getting the energy performance you need with triple glazing as standard and our unique Thermafill™ technology. What's more, heavy-duty rollers mean they open with a smooth as SILKA action, every time.



High Security
PAS24 accredited



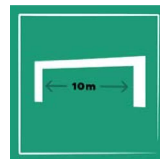
Insulated
aluminium technology



Triple Glazed
no extra cost



Heavy Duty
rollers



Wide Openings
up to 10 metres



SILKtouch
sputter coat technology

Bifold Doors

Blur the boundaries with SILKA Bifold Doors

The best thing about bifold doors is that they fold back to allow seamless inside:outside living with easy access onto a deck or patio. Behind the scenes, the concealed gearing offers a smooth as SILKA opening and closing action.

On the days your bifold doors stay closed, you need top levels of energy efficiency - and that's exactly what SILKA Bifold Doors bring, thanks to triple glazing as standard and our unique trademarked Thermafill™ technology. Creating the perfect bifold door for your home couldn't be easier, you can choose the number of panes, how they fold back and even add a single door for quick access.



High Security
PAS24 accredited



Insulated
aluminium technology



Triple Glazed
no extra cost



Heavy Duty Rollers
ultra-smooth operation



Fully Adjustable
jambs




SILKtouch
sputter coat technology

Windows

SILKA Windows add extra style

Our stunning SILKA Windows have been designed with classic style in mind, so whether you want a traditional or modern look, you can have it. The slim sightlines help maximise the area of glass, so you get to make the most of the natural light. The SILKA Window suite incorporates our standard slim sash window and two different depths of outer frames.

The combination of Thermafill™ technology and triple glazing ensures top levels of energy efficiency. The square edge detailing can be enhanced with a dummy sash, which offers a heritage look that is perfect for more traditional bay windows.



Insulated
aluminium technology



A Rated
for energy efficiency



Triple Glazed
no extra cost



Dummy Sash
design option



High Security
PAS24 accredited



SILKtouch
sputter coat technology

Rooflights

Add more natural light the SILKA way

Natural light makes rooms feel bigger and brighter. The triple glazed flat SILKA Rooflights, with super slim sightlines, maximise the amount of light coming in. The stunning simplicity of design means that the sky becomes the star for our Rooflights.

Many of our large span glazed doors and windows go into newly built extensions, so we knew that a matching rooflight would be the perfect addition to the SILKA range. The SILKA Rooflight is designed to work with almost every flat roofing system and offers high levels of thermal efficiency.



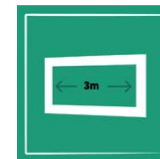
High Security
PAS24 accredited



Insulated
aluminium technology



Triple Glazed
bonded glass construction



Large Openings
up to 3m wide



Natural
light



Flat Roofs
designed for roofs
0 - 15 degrees

Entrance Doors

The future starts at the entrance of your home

Your SILKA Entrance Door will instantly wow visitors to your home. With incredible designs and incredible performance, you couldn't ask for a better entrance to your home. Choose from our collection of door designs with a range of glazing and side panel options.

The surface of the SILKA Entrance Door has a unique, smooth texture that sets the range apart from any other. On the inside, energy efficiency and security comes through the super insulated, super strong, high density polyurethane core. SILKA Entrance Doors have been tested to PAS24 standards, the top accreditation for security.




High Security
PAS24 accredited



Insulated
aluminium technology



Triple Glazed
no extra cost



Super insulated



Exclusive
door designs




SILKtouch
sputter coat technology



Thermafill™

Our trademarked Thermafill™ technology offers edge to edge insulation, giving SILKA a unique thermal barrier. This means that your windows, doors and rooflights offer top levels of energy efficiency – every day.



44mm warm edge triple glazed unit is standard

High performance gaskets
• Faster glazing
• Enhanced performance

Easi-fit internal beading

Unique Thermafill™ thermal barrier

SILKtouch sputter coat
The surface is lightly-textured for a silky feel that stays cleaner longer

High stability thermal break with I-Beam Reinforcement

Extra-wide Thermafill™ insulated chambers



Aluminium

We use aluminium for our windows and doors as it offers the perfect combination of strength and security. Its inherent strength allows us to design wider and taller windows with slimmer frames - creating more beautiful and higher performing products.



Triple Glazing

We offer triple glazing as standard to ensure top levels of thermal efficiency across the whole SILKA range. We use 44mm warm-edged triple glazed units for the ultimate performance.



SILKtouch

Our frames are powder coated in a 60-microns thick fine textured finish that is called SILKtouch. The sputter coat technology delivers frames that feel smooth as SILKA, and stay cleaner longer.



Colour Options

We offer True Black and Anthracite Grey and an option of dual colour, with White internally, across the range. We are also happy to match in any RAL colour for your home project. It can result in longer delivery times, but if you are going for a unique colour it will be worth the wait.

The SILKA Advice Hub

Our top tips

How to maximise natural light in home builds and renovations

The taller the glazing, the more natural light you'll bring into your home.

Even adding a couple of extra centimetres will make a difference to the amount of sky that you can see – and that's what creates the feeling of having more space. Our Lift & Slide Doors can go up to 2.7 metres high – which allows them to go floor-to-ceiling in most homes. If it's a low level extension, adding a rooflight will pay dividends in adding more light.



How to create the perfect glazing for an extension

The perfect extension often includes wide-span glass doors, windows and a rooflight or two.

When a single storey extension is added to a property, adding natural light with a rooflight as close in to the original building as possible makes a massive difference. With SILKA, you can choose from our whole range, safe in the knowledge that they will look right and perform right together.



Lift & Slide or Bifold Doors - how to choose what's right for you?

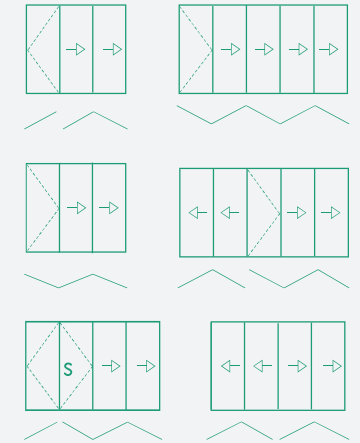
This is perhaps the question we get asked the most. You'll get bigger individual panes of glass with Lift & Slide – but what you can't do is fold them right back.

If that's what is important to you, then choose bifold doors. The biggest tip we can give you, is that with any wide span glazing, in our climate they are likely to be closed rather than open, so choose with that in mind.

If you need to include a single door in the configuration, bifold doors will fit the bill.



Our most popular Bifold Door configurations



SILKA

bringing the future home



@silkawindows



@silka_windows



@silkawindows



SILKA Windows



sales@silkawindows.com



03448 118 299



www.silkawindows.com



SILKA Windows,
Omco Industrial Estate,
Woodside Road,
Ballymena,
County Antrim BT42 4HX

